

JANUARY 1999 £2.40

marie claire

A 'FRESH' WEEKEND NEW YORK

WHERE MEN
MAY TO HAVE
THEIR WIVES
LOCKED AWAY

AFRICA'S ALBINOS:
PERSECUTED FOR
BEING WHITE

GAY LESBIANS IN THE
WHITE HOUSE:
SECRETS OF A
FIRST LADY

'I AM MARRIED TO
A PROSTITUTE'

ARE YOU
GOOD ENOUGH
IN BED?

Men compare
women's sexual
performance

Hollywood
makeover
Courtney Co

TRANSFORM
OUR READER

199

HOROSCOPE SPEC

Will you meet the
love of your life




9 770955 017118

As Monica, Courteney Cox is renowned for her constantly changing hairstyles and her immaculately groomed appearance. Here, the Hollywood star gives three *Marie Claire* readers a new look. By Jane Buckingham. Photographs by Fiorenzo Borghi

COURTENEY COX recreates the 'Friends' look

If there's one thing I know about myself,' says Courteney Cox, 'it's that I am great with eyebrows.' She grabs the nearest set of tweezers and leaps in front of a willing makeover candidate. 'This is going to hurt a little,' she warns, as she sets to work. Courteney's spending the day in a studio with three *Marie Claire* readers – Sheila, Rachel and Melissa – who have volunteered to be made over. On hand are a hairstylist and a colourist with their assistants, a make-up artist and a fashion stylist, ready to follow Courteney's transformation plans. Upon meeting Rachel, a platinum blonde, Courteney sees red – literally. But she can't find the right shade in any of the colourist's books. 'Can I borrow your hair for a minute?' she asks

one hairstylist, and pulls some of the stylist's crimson tresses over Rachel's forehead. 'See how that brings out your eyes?' Courteney says to Rachel. 'I think the red really works.' Later, as Sheila sits in the styling chair, Courteney sprints to the clothing racks to find her something to wear. She returns with two blouses – one blue, the other grey, and holds each up in front of Sheila. 'Hold on just a second,' she says, and runs back to the racks. This time she returns with a low-cut red halter-necked top. 'That fits your personality better,' Courteney pronounces, and Sheila agrees. Six hours later, as Courteney prepares to leave, she is obviously drained. 'Wow, makeovers are a big responsibility,' she says. 'But I think everyone turned out great. I just hope they're all happy.' >




Sheila 23



Rachel 24

Melissa 28





'If there's one
thing I know
about myself,
it's that I'm great
with eyebrows'

Courteney Cox

BEFORE

Sheila internet developer

Courtney's advice 'Sheila mentioned that she wanted to lighten her hair, but she's had it straightened, so it's pretty weak. I had the same problem when they were colouring my hair for *Scream*. They were doing a high-gloss look with streaks, and pieces were falling out. So instead, I think we should cut it, to even out the front and back. I'd like her to try a little colour in the front, and then do something light but smoky with her make-up.'

The makeover To keep Sheila's cut simple, the hairstylist stayed away from layers, replacing the boxy shape with a more uniform look. Rather than use a permanent colour, the colourist used a 'hair painting' technique to create subtle highlights in Sheila's hair. For a day-to-evening look, the make-up artist used bronze shimmer on her lids. And Sheila chose a sexy black skirt to go with the red halter-necked top Courtney suggested. Both the shirt and the skirt are lighter-fitting than the clothes she arrived in, showing off Sheila's figure.

Sheila's reaction 'I feel all free and bouncy. It was just what I wanted. I loved Courtney's advice. Now I have a sophisticated style that I can wear to work or to a party.'

Courtney's reaction 'She looks awesome. This look will be perfect for work - it's more professional. But it will also be great when she's going out.'

'Now I have a sophisticated style that I can wear to work or to a party' Sheila, 23



Sheila's first look at her new cut




Courtney makes her selection

AFTER



A new outfit for a new look



BEFORE



Evening out Rachel's layers



Courteney convinces Rachel to go shorter

Rachel bank clerk

Courteney's advice 'We need to tone down Rachel's hair, maybe go a strawberry blonde or darker, to make her eyes stand out. I also think her hair could be shorter, for a more polished look. But with that gorgeous skin, I wouldn't want a lot of make-up. The older I get, the more I realise that it's best not to be too made up. Sometimes all you really need is a little mascara and lipstick.'

The makeover The hairstylist simplified Rachel's hair, eliminating many of the layers that were growing out. Then the colourist darkened it, making it appear much healthier. For a softer look, the make-up artist used a blonde eyeliner and a lip stain, letting Rachel's natural colour show through. After trying on several outfits, Rachel chose black trousers and a powder-blue top. As a blonde she would have looked washed out in such a light colour. The boatneck cut of the top provided a cleaner look to show off her new haircut.

Rachel's reaction 'At first, I was really upset with my new hair colour. It's going to take a while to get used to it. I'll try it for a couple of weeks, but I might go back to blonde, which I think fits my personality a little better - kind of extreme and glamour-girl. But I'm ready for a change and the cut is great.'

Courteney's reaction 'Before, I think Rachel looked a bit too made up, but now I think people will see her natural beauty.' >

'I'll try it for a couple of weeks, but I might go back to blonde'

Rachel, 24



Darkening the hair



Assessing the colour



Rachel checks her choice of shoes with Courteney



AFTER

STAR MAKEOVER



BEFORE



Courteney reshapes Melissa's brows...

Melissa police officer

Courteney's advice 'I'd like to see the colour of Melissa's hair a little softer. I think her fringe is too heavy - we'll need to cut it back, so you can see her beautiful green eyes. I'd also like to see her brows softer and lighter, which should really open up her face. As far as make-up goes, I wouldn't do anything too heavy.'

The makeover The hairstylist toned down Melissa's layers, while the colourist darkened her hair to a light brown to bring out the colour of her eyes. After Courteney shaped Melissa's left eyebrow, the makeover artist finished the right one. She then applied a cream blusher and some shimmer for a healthy glow. Melissa also traded in her checked shirt and jeans for a sexier, more feminine long black skirt and red silk blouse.

Melissa's reaction 'I was always afraid to get rid of my big hair, but I love this cut. It looks great blown out straight, but I'd probably only do it like that if I were going out, or for special occasions. I usually wear my hair up when I'm at work because I'm a police officer. Courteney and the make-up artist gave me some great tips, like using eyeshadow as a liner and using a brush to apply concealer. It felt more like having my best girlfriend giving me a makeover, not a star.'

Courteney's reaction 'She looks fantastic. I'd like to see her hair more tousled because it fits better with her personality. I think this look is much more up to date and should be easy for her to maintain.'



Applying blusher for a healthy glow



Adding highlights



The finishing touches



AFTER

'It felt more like having my best girlfriend giving me a makeover, not a star' Melissa, 28

COURTENEY COX - STYLE CHAMELEON

